



**MARQUE:** STEELSERIES  
**REFERENCE:** AERCTIS 3 GRIS  
**CODIC:** 4402294

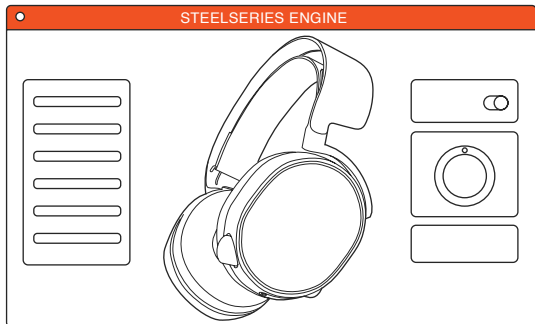


# ARCTIS | 3

PRODUCT INFORMATION GUIDE



## STEELSERIES ENGINE



To enjoy **7.1 Surround Sound** on your new Arctis 3 headset, download SteelSeries Engine at [steelseries.com/engine](https://steelseries.com/engine)

## WELCOME TO ARCTIS.

Your new headset is the result of more than 15 years of gaming expertise and our unyielding pursuit of perfection. We poured our hearts into making your new Arctis, giving it the best gaming mic available, 7.1 surround sound and comfort and style unlike anything you've experienced before.



a.

## PACKAGE CONTENTS

Product Information Guide

Arctis Introduction

Headset

Main Cable (1.2m)

Dual 3.5mm Extension (1.8m)

4-pole 3.5mm Adapter

## SOFTWARE REQUIREMENTS

Platforms:

Windows 7 - Windows 10  
Mac OS X 10.8 - 10.11\*

120 MB of free hard drive space  
for installation

## SYSTEM COMPATIBILITY

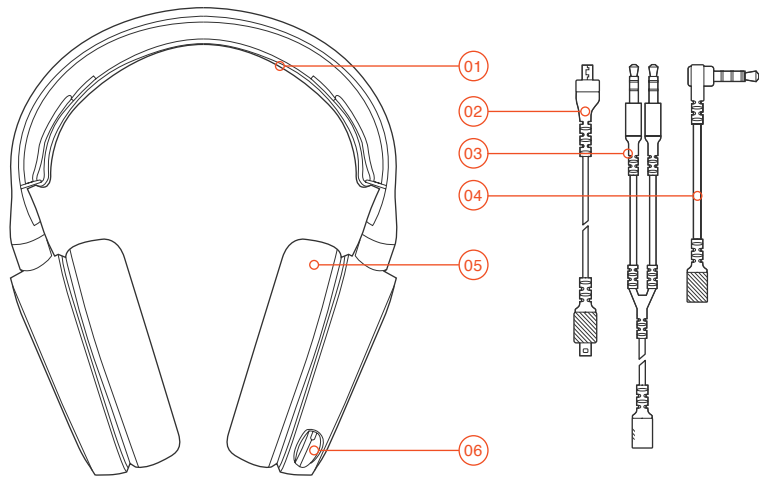
PC / MAC / MOBILE /  
PS4 / XBOX ONE / VR

SteelSeries 7.1 Surround is available for  
Windows 7-10 only. Software installation  
and account registration required

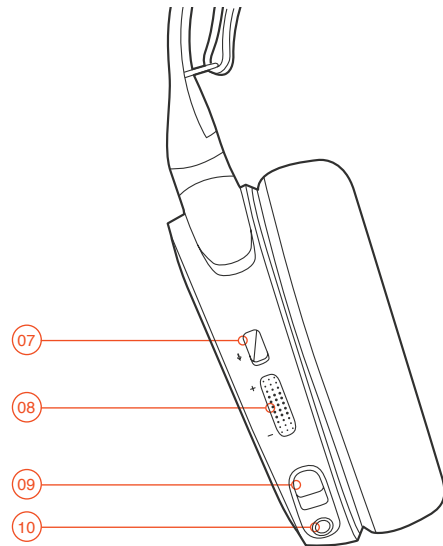
SteelSeries Engine	1
Welcome	2
a. Info and Table of contents	3-4
b. Product overview	5-6
Setup	7
c. Microphone	8
d. Headband Installation	9
Translations	
Español	10
简体中文	11
繁體中文	12
日本語	13
한국어	14
Deutsch	15
Русский	17
Français	18
Italiano	19
Português	21
Regulatory	

## b. PRODUCT OVERVIEW

\*selected accessories available at [steelseries.com](https://steelseries.com)

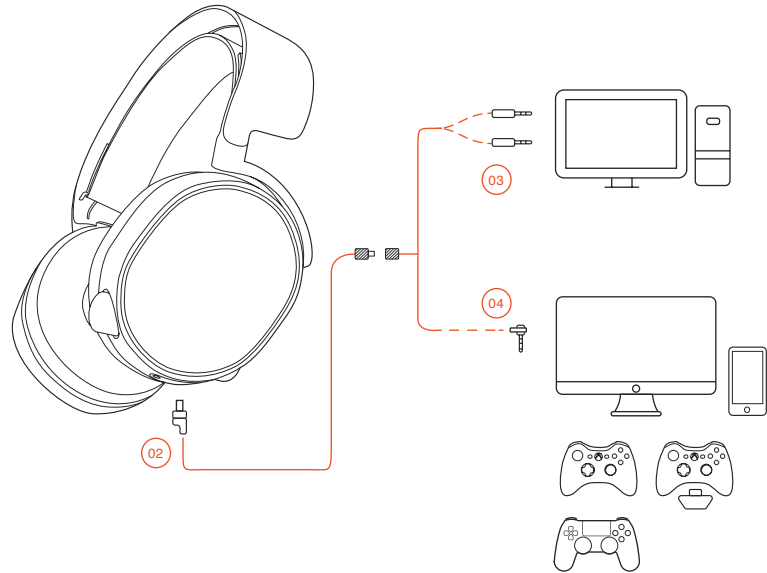


- 01 Ski Goggle Headband\*
- 02 Main Headset Cable\*
- 03 Dual 3.5mm Extension Cable\*
- 04 4-Pole 3.5 mm Adapter\*
- 05 Airweave Ear Cushion\*
- 06 Retractable Microphone
- 07 Microphone Mute Button
- 08 Volume Control
- 09 Main Cable Jack
- 10 Headphone Share Jack



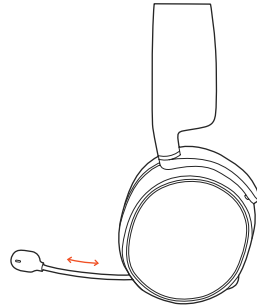
## SETUP

find help at [support.steelseries.com](https://support.steelseries.com)

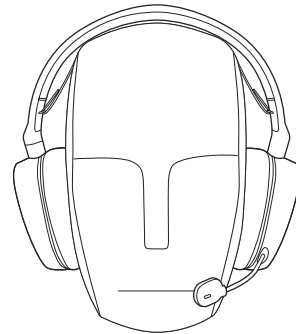


## C. MICROPHONE

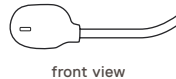
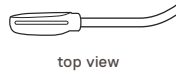
### Retractable microphone



### Positioning



c-1

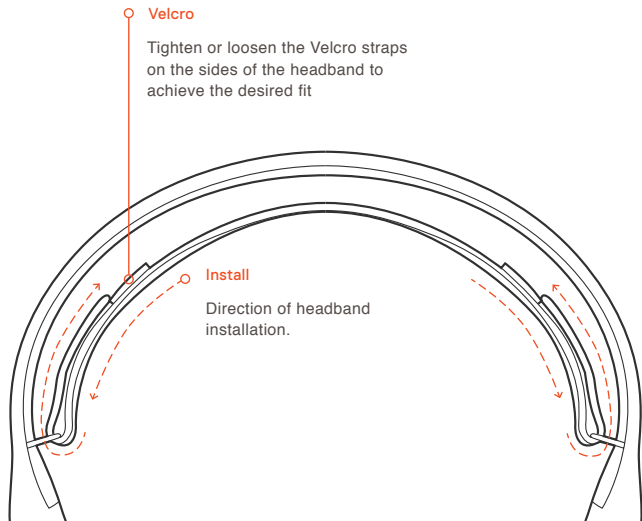


Position the microphone close to the corner of your mouth with the flat surface facing you

d.

## SKI GOGGLE HEADBAND

accessory headbands available at [steelseries.com](http://steelseries.com)



# FRANÇAIS

## a. Contenu de l'emballage

Guide d'informations produit

Carte Arctis

Casque audio

Câble principal (1,2 m)

Double rallonge 3,5 mm (1,8 m)

Adaptateur 4 pôles 3,5 mm

### Plateformes :

Windows 7 - Windows 10

Mac OS X 10.8 - 10.11\*

120 Mo d'espace disque dur disponible pour l'installation

SteelSeries 7.1 Surround disponible uniquement sur Windows. L'installation du logiciel et la création d'un compte sont exigés

Compatibilité du système

PC / MAC / MOBILE /

PS4 / XBOX ONE

vous obtiendrez de l'aide ici

[support.steelseries.com](https://support.steelseries.com)



## b. Présentation du produit

- 01 Serre-tête de masque de ski\*
- 02 Câble principal du casque audio\*
- 03 Double rallonge 3,5 mm\*
- 04 Adaptateur 4 pôles 3,5 mm\*
- 05 Coussinet d'oreille Airweave\*
- 06 Microphone rétractable
- 07 Bouton Muet du microphone
- 08 Contrôle du volume
- 09 Prise câble principal
- 10 Prise partage casque audio

\* Sélection d'accessoires disponibles ici [steelseries.com](https://steelseries.com)

## c. Microphone

### Microphone rétractable

#### Positionnement

Placez le microphone près du coin de votre bouche, la surface plate vous faisant face

- c-1 Vue du haut
- Vue avant

## d. Serre-tête de masque de ski

### Velcro

Serrez ou desserrez les lanières en Velcro sur les côtés du serre-tête pour un confort optimal.

### Instalación

Instruction de l'installation du serre-tête.

Plus de serre-têtes ici [steelseries.com](https://steelseries.com)